











# NEWTON TOWNSHIP

- R-1  Residential
- C-1  Light Commercial
- C-2  Commercial
- M-1  Manufacturing
- A-1  White Area Agriculture
- S-1  Conservation

Zones are not to scale.

- LEGEND**
-  STATE HWY.
  -  TOWNSHIP RD.
  -  PRIVATE DR.
  -  STREAM

